



**LUXURY** *Made*  
**REASONABLE**

Manufacturers of **HVLS FANS** for  
Industrial & Commercial Purposes





**AWARD WINNING BRAND**



**PATENTED BLADE DESIGN**



**500+ INSTALLATIONS**



**10+ DEALER NETWORKS**



**200+ SUPPLY CAPACITY P.M.**



**30+ PRODUCT VARIANTS**




# AADHYA AIRTEK – THE CUSTOMER’S COMPANY

Aadhya Airtek is the pioneering and sole manufacturer of HVLS Fans for industrial and commercial purposes in Karnataka. We offer a diverse range of fan models ranging from 6ft to 24ft fans in geared and gearless options.

Aadhya fans cater to various space settings which include resorts, restaurants, prayer halls, meditation centres, manufacturing industries, multipurpose halls, warehouses and workshops to name a few. Less Weight, Less Cost, Less Energy Consumption, Less Noise and More Safety are the hallmarks of Aadhya Fans. Aadhya’s unique and patented blade design is held in high estimation and appreciation in the industry.

We are a completely indigenous firm endorsing the vocal for local initiatives and within 3 years we have successfully spread our wings across the nation. Renowned for our commitment to quality, integrity, customer centricity, design excellence and transparency, we are now recognised as the Top 10 Industrial Fan Manufacturers in India, 2023 by Industry Outlook.



INDUSTRIAL PRODUCTION /  
DESPATCH AREAS



RELIGIOUS PRAYER HALLS /  
MEDITATION CENTRES



WAREHOUSES



RAILWAY / BUS STATIONS &  
AIRPORTS



CONVENTION HALLS



AUDITORIUMS

## FAN MODELS:

SL NO	MODEL	NO OF BLADES	TYPE
<b>CEILING FANS</b>			
1	CONTINUOUS FLOW (CF)	5	<b>GEARED &amp; GEARLESS</b>
2	INTERMITTENT FLOW (IF)	3 / 2	
3	SPOT FLOW (IF)	5 / 3 / 2	
<b>WALL MOUNT FANS</b>			
1	CONTINUOUS FLOW (CF)	5	<b>GEARED &amp; GEARLESS</b>
2	INTERMITTENT FLOW (IF)	3	

## KEY COMPONENT SPECIFICATIONS:

COMPONENT	PARTICULARS	
MOTOR	INDUCTION (GEARED)	PMS (GEARLESS)
VFD CONTROL	CROMPTON GREAVES (INDIAN)	SCHNEIDER ELECTRIC (FRENCH MAKE)
BLADE MOUNTING HUB	Mild Steel and Aluminium Hub	
BLADES	Aluminium Sheet Metal Blade with bent ribs for extra strength. 197mm width	
PAINT	Anodized / Powder Coated. Standard Colours – Grey & Black Fast Moving Colours – Grey, Black, Half-White, Brown, Antique Copper Customised Colour Options Available	
<b>POWDER COATED CONTROL PANEL BOX WITH DUST PROOF DOORS</b>		
<b>HASSLE FREE PLUG AND PLAY CABLE CONNECTION</b>		
<b>KEY PAD OPERATIONS FOR START OR STOP, FORWARD OR REVERSE MOVEMENT, INCREASE OR DECREASE SPEED, AUTOSTART ACCORDING TO POWER CHANGEOVER</b>		

**LESS IS MORE**

# TECHNICAL SPECIFICATIONS

## PRODUCT RANGE WITH PERFORMANCE SPECIFICATIONS



### CONTINUOUS FLOW – 5 BLADE FANS

MODEL	AIRFLOW CFM	SIZE FT. DIA.	WEIGHT KGS	POWER HP	SPEED PM	COVERAGE AREA S.FT.	OPTIMUM DISTANCE IN FT.			
							FROM THE CEILING	FROM THE FLOOR	FROM THE WALL TO FAN CENTER	BETWEEN FANS
AACMCF506	30000	6	35	0.75	130	1200	2	12	10	15
AACMCF508	39000	8	38	0.75	130	1500	2	12	10	15
AACMCF510	49000	10	41	0.75	100	2200	3	12	10	18
AACMCF512	58750	12	46	1.0	94	3500	4	15	15	20
AACMCF514	68550	14	52	1.0	94	4000	4	15	15	22
AACMCF516	78000	16	72	1.5	83	6000	6	18	20	25
AACMCF518	88000	18	86	1.5	83	6500	6	18	20	25
AACMCF520	98000	20	92	1.5	71	7000	6	20	20	25
AACMCF522	108000	22	102	2.0	48	8000	8	24	25	25
AACMCF524	117500	24	108	2.0	48	9000	8	24	30	30

- OPERATING FREQUENCY – 45 Hz to 60 Hz
- STANDARD INPUT VOLTAGE – 415V, +/- 10%
- CUSTOMISED SIZE AND COLOUR OPTIONS AVAILABLE

# TECHNICAL SPECIFICATIONS

## PRODUCT RANGE WITH PERFORMANCE SPECIFICATIONS



### INTERMITTENT FLOW – 3 BLADE FANS

MODEL	AIRFLOW CFM	SIZE FT. DIA.	WEIGHT KGS	POWER HP	SPEED PM	COVERAGE AREA S.FT.	OPTIMUM DISTANCE IN FT.			
							FROM THE CEILING	FROM THE FLOOR	FROM THE WALL TO FAN CENTER	BETWEEN FANS
AACMIF306	21000	6	35	0.75	130	1200	2	12	10	15
AACMIF308	27300	8	38	0.75	130	1500	2	12	10	15
AACMCF310	34300	10	41	0.75	100	2200	3	12	10	18
AACMIF312	41000	12	46	1.0	94	3500	4	15	15	20
AACMIF314	48000	14	52	1.0	94	4000	4	15	15	22
AACMIF316	54600	16	72	1.5	83	6000	6	18	20	25

- OPERATING FREQUENCY – 45 Hz to 60 Hz
- STANDARD INPUT VOLTAGE – 415V, +/- 10%
- CUSTOMISED SIZE AND COLOUR OPTIONS AVAILABLE

# TECHNICAL SPECIFICATIONS

## PRODUCT RANGE WITH PERFORMANCE SPECIFICATIONS



### INTERMITTENT FLOW – 2 BLADE FANS

MODEL	AIRFLOW CFM	SIZE FT. DIA.	WEIGHT KGS	POWER HP	SPEED PM	COVERAGE AREA S.F.T.	OPTIMUM DISTANCE IN FT.			
							FROM THE CEILING	FROM THE FLOOR	FROM THE WALL TO FAN CENTER	BETWEEN FANS
AACMIF206	15000	6	35	0.75	130	1200	2	12	10	15
AACMIF208	20000	8	38	0.75	130	1500	2	12	10	15
AACMIF210	25000	10	41	0.75	100	2200	3	12	10	18
AACMIF212	29000	12	46	1.0	94	3500	4	15	15	20
AACMIF214	34000	14	52	1.0	94	4000	4	15	15	22
AACMIF216	38600	16	72	1.5	83	6000	6	18	20	25

- OPERATING FREQUENCY – 45 Hz to 60 Hz
- STANDARD INPUT VOLTAGE – 415V, +/- 10%
- CUSTOMISED SIZE AND COLOUR OPTIONS AVAILABLE

# TECHNICAL SPECIFICATIONS

## PRODUCT RANGE WITH PERFORMANCE SPECIFICATIONS



### SPOT FLOW FAN SPECIFICATIONS:

MODEL	NO. OF BLADES	SIZE FT. DIA.	SPEED RPM	POWER HP	COVERAGE AREA S.F.T.	AIRFLOW CFM	WEIGHT KG	OPTIMUM DISTANCE IN FT.			
								FROM THE CEILING	FROM THE FLOOR	FROM THE WALL TO FAN CENTER	BETWEEN FANS
AACMSF506	5	6	130	0.75	150	20000	35	02	12	10	12
AACMSF306	3					15000	32				
AACMSF206	2					10000	28				

- OPERATING FREQUENCY – 45 Hz to 60 Hz
- STANDARD INPUT VOLTAGE – 415V, +/- 10%
- CUSTOMISED SIZE AND COLOUR OPTIONS AVAILABLE



# WALL MOUNT FANS

AVAILABLE IN 2 OPTIONS  
 A. CONTINUOUS FLOW  
 B. INTERMITTENT FLOW



## WALL MOUNT FAN SPECIFICATIONS:

MODEL	NO. OF BLADES	SIZE FT. DIA.	SPEED RPM	POWER HP	COVERAGE AREA S.FT.	AIRFLOW CFM	WEIGHT KG	OPTIMUM DISTANCE IN FT.		
								FROM THE FLOOR	FROM THE WALL TO FAN CENTER	BETWEEN FANS
AAWMCF506	5	6	130	0.75	1200	30000	35	12	20	15
AAWMIF306	3					21000				
AAWMCF508	5	8	110		1500	39000	35			
AAWMIF308	3					27300				

- OPERATING FREQUENCY – 45 Hz to 60 Hz
- STANDARD INPUT VOLTAGE – 415V, +/- 10%
- CUSTOMISED SIZE AND COLOUR OPTIONS AVAILABLE

## CUSTOMER FIRST APPROACH – WE WALK THE TALK

Our logo says it all. Aadhya makes things easy for clients. We keep our operations as simple as possible. Whether it is installation or solving issues, if any, our presence is not required as it is not a rocket science. We have solved issues over a call as we value our client's time, comfort and productivity. When it comes to the maintenance part, aadhya ensures that our fans are fix and forget fans. This has indeed helped us in building long term, strong, trustworthy and sustainable relations with our clientele.



### CUSTOMER NEED ANALYSIS

Our data collection includes plant details like roof height, roof structure, dimension, plant layout, existing plant light and ventilation. Apart from these we try to know the purpose for which they are looking to install hvls fans, pain points to be borne in mind and time frame available.



### FEASIBILITY ASSESSMENT

Based on the data collected we assess and discuss the technical, economical (cost benefit analysis) and scheduling feasibility with our clients.



### SOLUTION FINALISATION

Type of fan, size of fan, number of fans, colour of the fan, height at which the fans need to be installed, distance between the fans and accessories required are finalised based on the need and feasibility assessment. We provide customised solution to create a comfortable working environment.



### SOLUTION IMPLEMENTATION

We provide on time delivery of the material as per our client's requirements and convenience. Our installation services are safe and efficient following necessary standards and safety norms.



### FEEDBACK ANALYSIS


Once the solution is implemented, we evaluate the solution against data collected during need analysis to make sure that the solution we provided stands optimal.



### RELATIONSHIP MANAGEMENT


We believe that our relationship with the clients start post installation and should be a long and cherishable one. We make regular calls to take feedback regarding the working of our fans or if we are nearby, we also make personal visits to take feedback and provide assistance, if required.

# GALLERY



**YOUR COMFORT IS OUR DESIRE**

# PARTIAL CLIENTELE



Energy  
Efficient



CE



📍 # 2/48, J.K Farm, Dubasipalya, Valagerahalli, Kengeri Hobli  
RVCE Post, Bengaluru - 560 059 | aadhyairtek@gmail.com

☎ +91 90364 80306 | +91 90088 07783 | +91 88670 85732

🌐 [www.aadhyairtek.com](http://www.aadhyairtek.com)